

## Report of Portugal

8 Teachers  
(including our Principal)

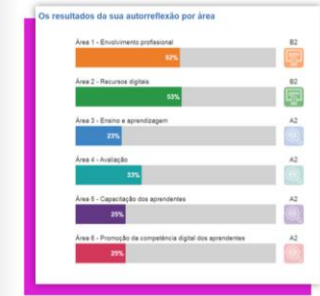


**Digital literacy** is a basic need in modern societies. In professional, social and leisure activities, the use of integrated technological resources (hardware, software, networks and digital products), generally known as information and communication technologies (ICT), it is unavoidable. In teaching, ICTs quickly became fundamental elements in the classroom of the 21st century, and there is an increasing consensus that the effective use of ICTs is imperative for participation and active citizenship in modern societies.



## Report of Portugal

Área 4 – Avaliação  
Área 5 – Capacitação dos aprendentes



Aware of this fact, and knowing that we still have a long way to go, the group of teachers (8 including the school Headmistress) who took the selfie decided, according to the results, to work on - **Area 4 - Assessment** - Assessment is identified as the area in which teachers feel more difficulty or reluctance in the application of digital tools. The fact that most teachers have not yet appropriated pedagogical assessment (essentially formative) may also justify this apprehension.

**-Área 5 - Empowering learners.** Improving access to lifelong learning and deal with the emergence of new (digital) skills needed for employment, personal development and social inclusion. We will build a School that equips educators with the skills needed to fully exploit the potential of digital technologies and to improve teaching and learning and therefore prepare students to live and work in a digital society.



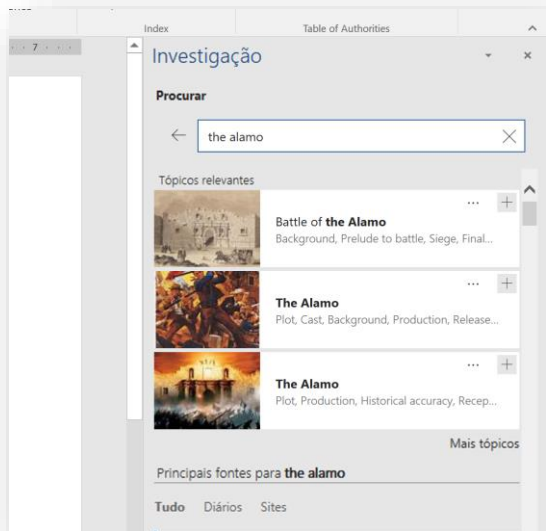
## Results - selfie

<https://read.bookcreator.com/UEfGiJOVI4eQKkOnxKmKTeNIGew1/IpsG3y2-Qlu1NTbxq8DaVw>

Agrupamento de Escolas de Vila Real de Santo António  
 !!  
 TECHNOLOGY UNDERSTANDING AND SUSTAINABILITY IN PRACTICE COOPERATION  
**SELFIE for teachers**

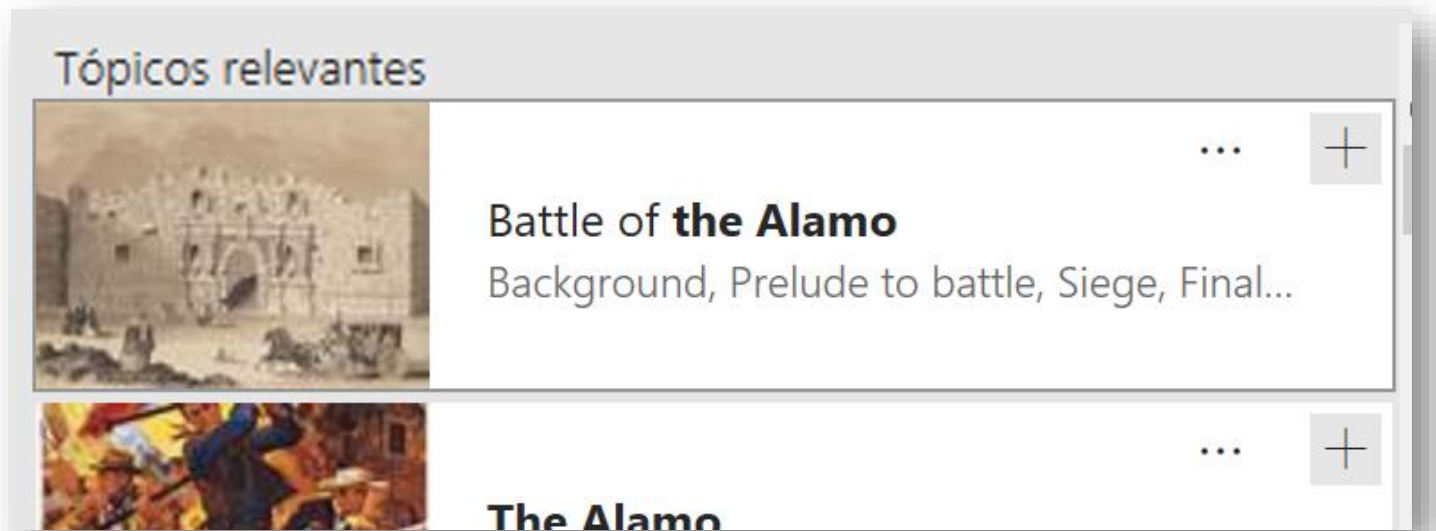
# Reúna o seu Trabalho de Pesquisa através da Investigação

1



1. Comece a reunir o seu trabalho de pesquisa através da funcionalidade Investigação no Word 2016.

2



2. Após introduzir o seu tópico, este exemplo é "The Alamo". Pode clicar no sinal + para adicionar o tópico ao seu documento do Word. É fornecida uma ligação no seu documento para poder regressar à fonte da informação mais tarde. Clique no artigo para saber mais sobre o mesmo.

3

Alamo

New film overcomes rumors, legendsBy Andy CulpepperCNN Thursday, April 8, 2004 Posted: 1:46 PM EDT (1746 GMT) SAN ANTONIO, Texas (CNN) -- Remember the Alamo -- and forget the negative stories you've probably read or heard about this latest film chronicling the famous Texas battle. That's what writer and director John Lee Hancock suggests is the proper way to handle the rumors that have swirled around his new "Alamo" since the project was first announced two years ago. Sitting in a San Antonio hotel room fielding questions throughout a long publicity-fille (Culpepper)

### Referências

Culpepper, Andy. *A different take on 'The Alamo'*. s.d. 8 de 4 de 2021.  
<<http://www.cnn.com/2004/SHOWBIZ/Movies/04/08/the.alamo/>>.

A different take on 'The Alamo'

Autor: Culpepper, Andy

Tópicos: Battle of the Alamo

### New film overcomes rumors, legends

By Andy Culpepper

CNN

Thursday, April 8, 2004 Posted: 1:46 PM EDT (1746 GMT)

SAN ANTONIO, Texas (CNN) -- Remember the Alamo -- and forget the negative stories you've probably read or heard about this latest film chronicling the famous Texas battle.

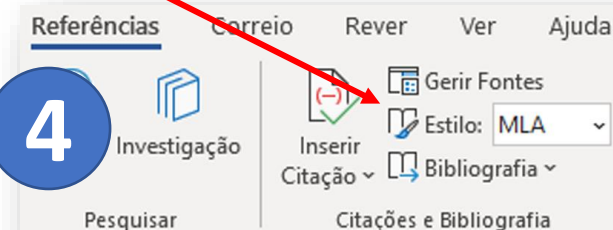
That's what writer and director John Lee Hancock suggests is the proper way to handle the rumors that have swirled around his new "Alamo" since the project was first announced two years ago.

Sitting in a San Antonio hotel questions throughout a long p

Adicionar e Citar

Adicionar

3. Selecione o texto que pretende adicionar às suas notas de investigação e, em seguida, selecione se pretende Adicionar ou Adicionar e Citar. Para evitar o plágio, certifique-se de que adiciona aspas em redor do texto para saber que o mesmo é oriundo da fonte de informação.
4. O formato da citação irá corresponder ao que selecionou no separador Referências. Esta citação tem o estilo APA, mas pode alterá-lo para o estilo indicado pelo seu professor ou instrutor.



4



## Recorra a Várias Fontes

- Consulte a secção de notas abaixo para obter orientações sobre este tópico.





# Avalie as Suas Fontes


- Consulte a secção de notas abaixo para obter orientações sobre este tópico.





# Restrinja o Seu Tópico

- Consulte a secção de notas abaixo para obter orientações sobre este tópico.





# Organize a Sua Investigação


- Consulte a secção de notas abaixo para obter orientações sobre este tópico.






# Apresente a Sua Investigação

- Consulte a secção de notas abaixo para obter orientações sobre este tópico.







Conclusão da Apresentação da Investigação

---