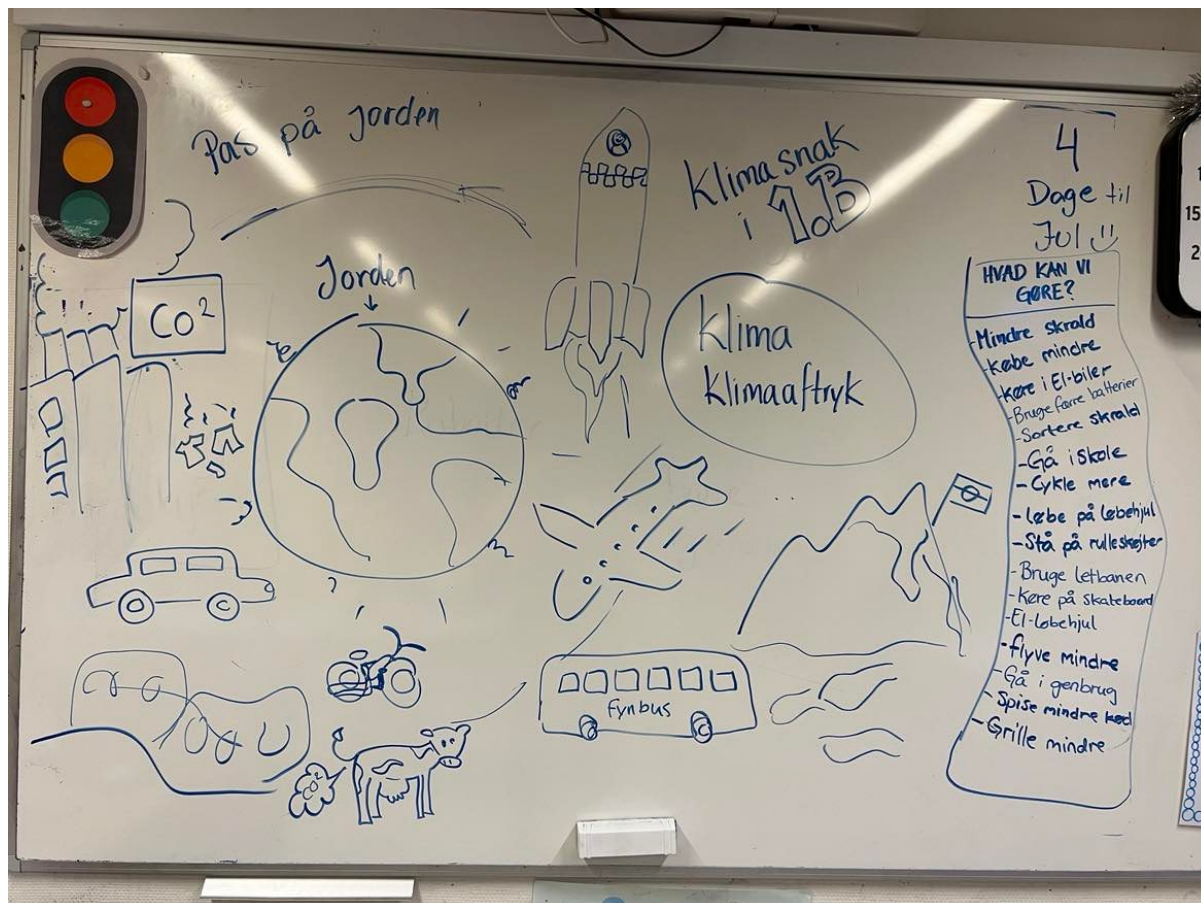


# The Big Climate and Energy talk in 1.b




(In the picture looking at 1.bs brainstorm of the topic)



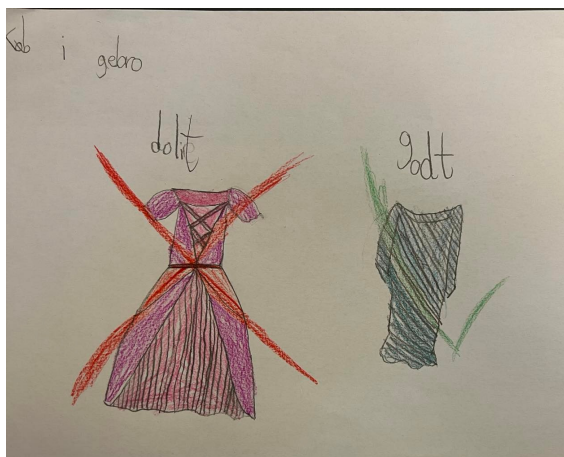
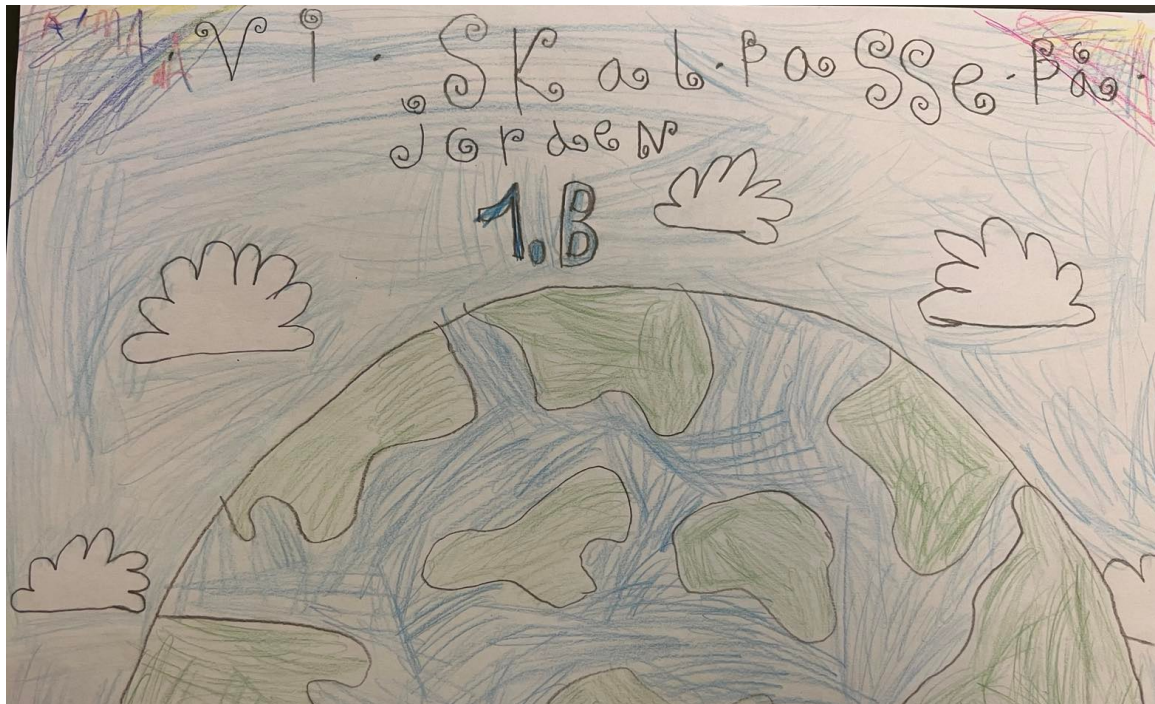
In 1.b, we worked with November's assignment on energy and sustainability. We started by doing a brainstorm on the board about what we know about the subject.

The children then had to come up with ideas about how we can save the earth and be better at saving energy. We decided to make posters for the school, which can help remind all the other students to:

- take care of the earth
- Sort garbage and recycle
- Buy fewer things
- Recycle
- Cycle or walk to school
- Eat less meat
- Turn off lights when we leave a room
- Use less hot water



# Pictures of 1.bs posters for the school



The drawings hang around the school



# How to save energy at home and at the school

After our work with the posters, we had another class discussion. Here we talked more specifically about energy and how we can get better together at saving it. We talked about electricity prices, consumption and why it is so important to save energy.

With inspiration from the Knowledge Center Bolius, the children were given the task of making funny drawings and motifs to remember to turn off the lights and save water at home.



The picture is from the Videncentret Bolius

## Evaluation

The project has helped to create extra attention to the subject and made the children more aware of their general consumption of water and energy, but also the earth's other resources.

Together, we have made Munkebjerg School extra aware with our fine posters.

We have made families at home more aware with our efforts with funny drawings and motifs in the homes.

The children were very interested in the conversations in class and accepted the tasks very well. Super exciting topic.